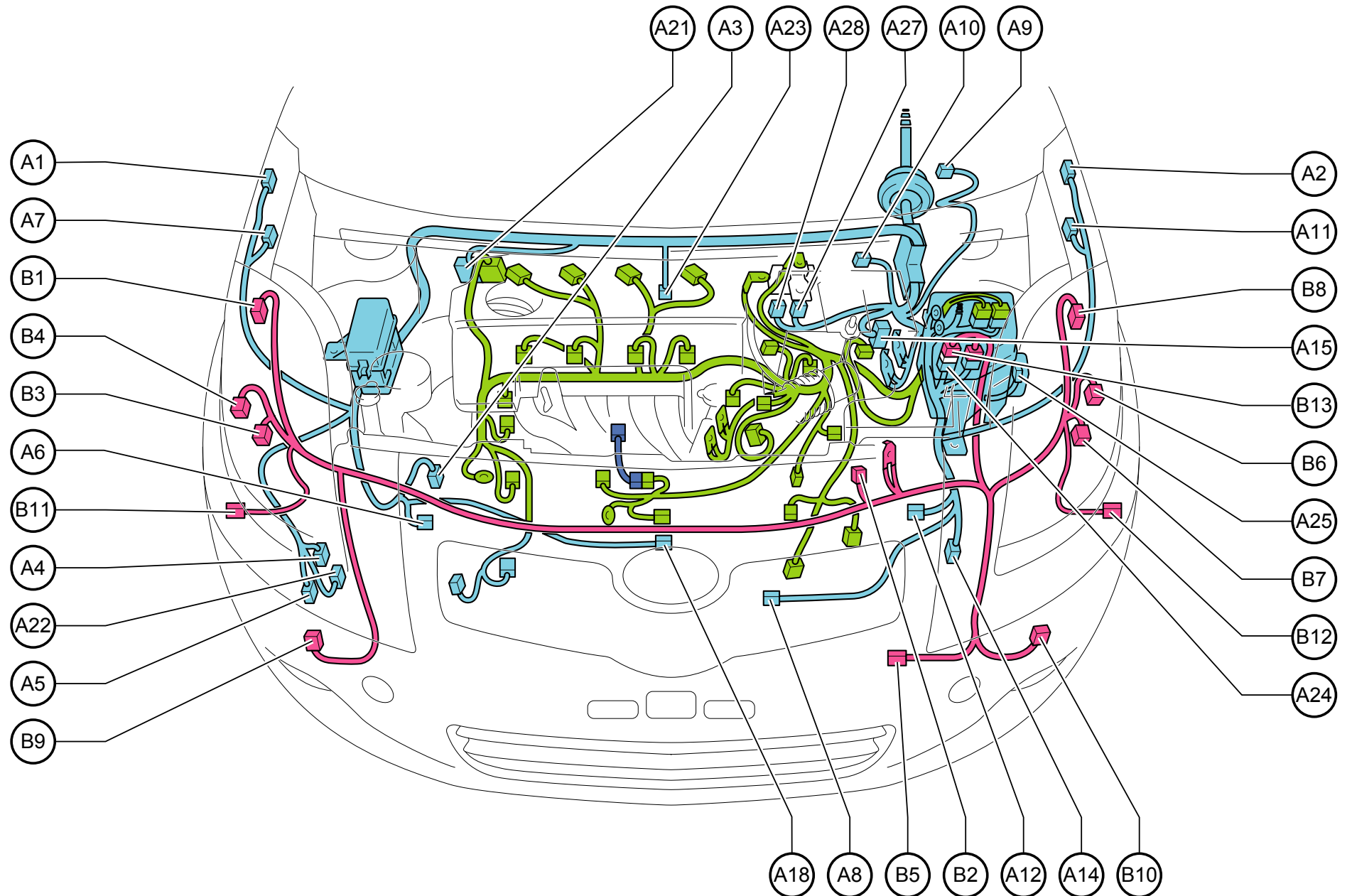


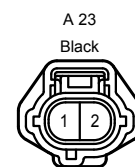
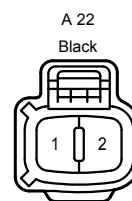
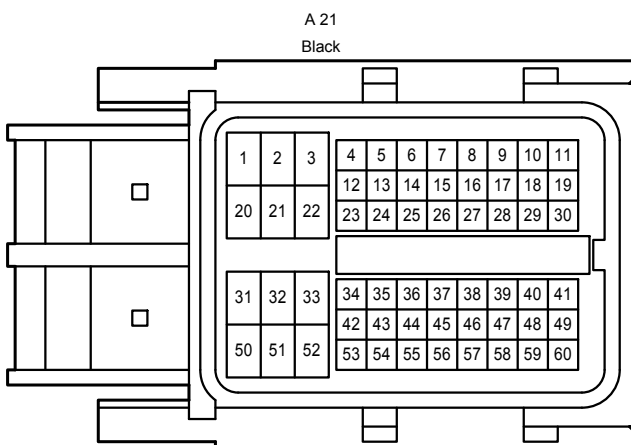
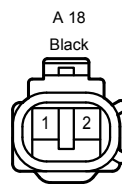
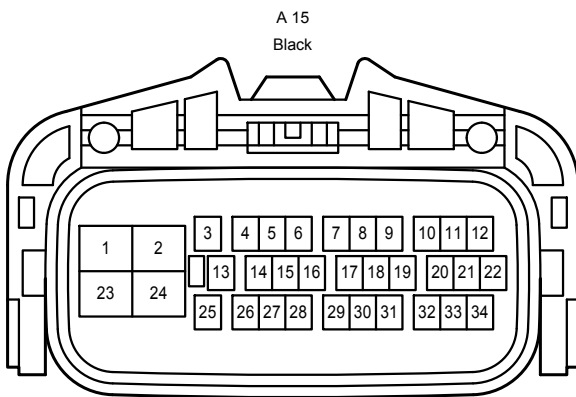
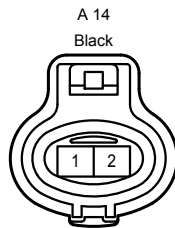
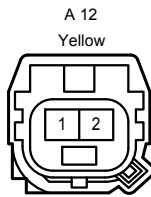
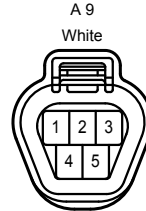
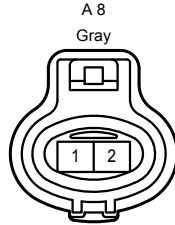
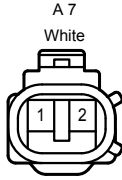
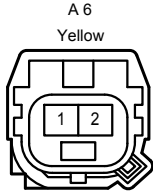
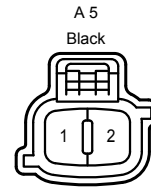
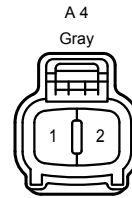
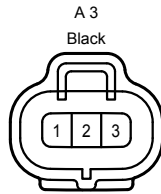
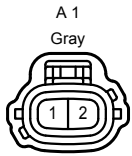
Position of Parts in Engine Compartment



- A 1 Turn Signal Lamp (Front Side RH)
- A 2 Turn Signal Lamp (Front Side LH)
- A 3 A/C Pressure Sensor
- A 4 Rear Washer Motor
- A 5 Windshield Washer Motor
- A 6 Airbag Sensor (Front RH)
- A 7 Speed Sensor (Front RH)
- A 8 Cooling Fan Motor
- A 9 Windshield Wiper Motor
- A 10 Brake Fluid Level Warning SW
- A 11 Speed Sensor (Front LH)
- A 12 Airbag Sensor (Front LH)
- A 14 Radiator Fan Resistor
- A 15 Skid Control ECU with Actuator
- A 18 Engine Hood Courtesy SW
- A 21 Engine Control Module
- A 22 Water Level Warning SW
- A 23 Security Horn
- A 24 Junction Connector
- A 25 Junction Connector
- A 27 Fusible Link Block
- A 28 Fusible Link Block

- B 1 Turn Signal Lamp (Front RH)
- B 2 Horn
- B 3 Parking Lamp (RH)
- B 4 Headlamp (RH)
- B 5 Ambient Temp. Sensor
- B 6 Headlamp (LH)
- B 7 Parking Lamp (LH)
- B 8 Turn Signal Lamp (Front LH)
- B 9 Fog Lamp (Front RH)
- B 10 Fog Lamp (Front LH)
- B 11 Side Marker Lamp (Front RH)
- B 12 Side Marker Lamp (Front LH)
- B 13 Junction Connector

Position of Parts in Engine Compartment



Position of Parts in Engine Compartment

